



evidence based investments

UK BIAS PORTFOLIO COUNTRY EXPOSURE

As of 30th June 2020

INTRODUCTION



This document illustrates the country exposure for both the equity and fixed-income components of the EBI UK Bias portfolios.

For the purpose of this analysis we have used target weightings. This document will be reviewed quarterly and updated if any significant changes occur. As a proxy for World Equity we use the MSCI ACWI IMI.

For more information about EBI Model Portfolios, or any of the other products and services that EBI provide, please contact us:

EBI Portfolios Limited
Suite 7, Beecham House, Beecham Business Park
Northgate, Aldridge, West Midlands, WS9 8TZ

+44 (0) 1922 472 226

enquiries@ebi.co.uk

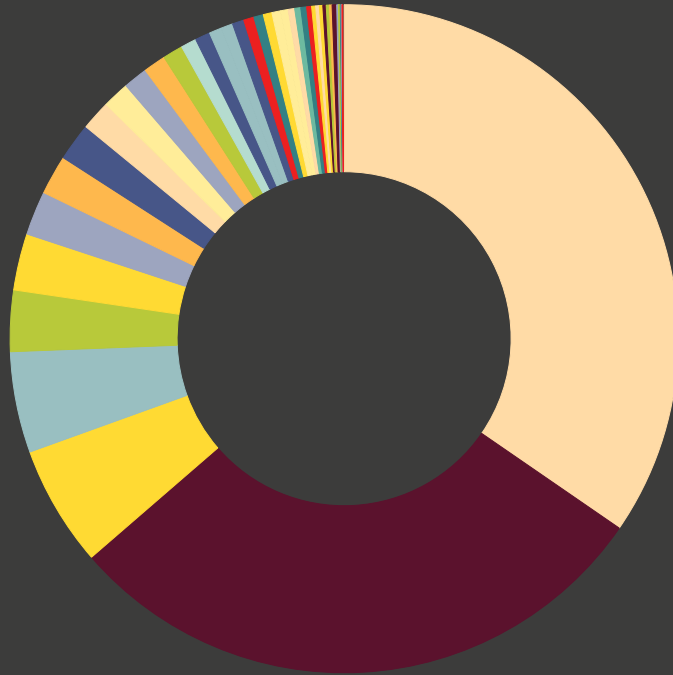
All data sourced from Morningstar Direct

Equity Country Exposure

As of 30/06/2020

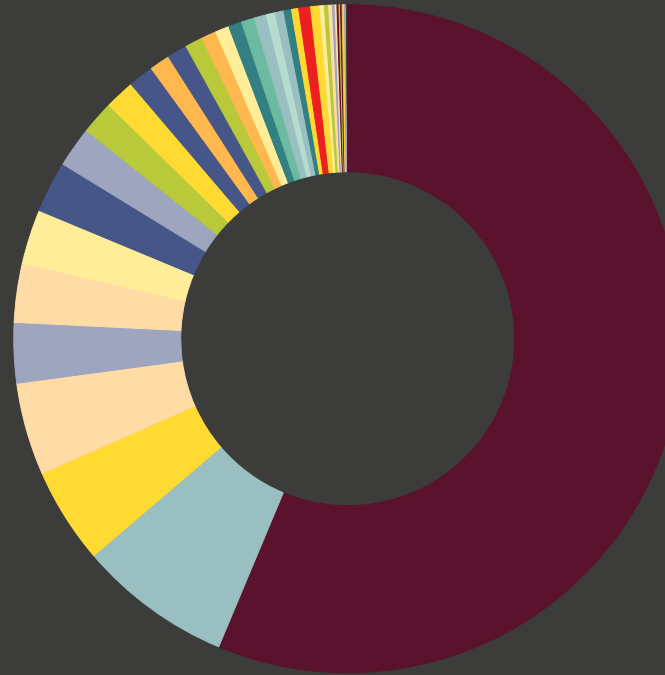


EBI UK Bias Portfolio



	%
United Kingdom	34.60
United States	29.06
China	5.84
Japan	4.89
Taiwan	2.96
South Korea	2.74
Switzerland	2.13
India	1.91
Germany	1.83
Canada	1.44
France	1.30
Australia	1.18
Brazil	1.09
Hong Kong	0.98
South Africa	0.76
Sweden	0.73
Singapore	0.59
Other Countries	0.58
Netherlands	0.56
Thailand	0.50
Russia	0.46
Malaysia	0.42
Mexico	0.42
Spain	0.37
Indonesia	0.32
Denmark	0.29
Italy	0.28
Belgium	0.24
Israel	0.19
Philippines	0.18
Finland	0.17
Poland	0.16
Norway	0.15
Turkey	0.13
Chile	0.12
Ireland	0.10
New Zealand	0.09
Austria	0.08
Colombia	0.04
Greece	0.04
Hungary	0.04
Czech Republic	0.02
Peru	0.02
Portugal	0.02
Vietnam	0.01
Argentina	0.00
Pakistan	0.00
Total	100.00

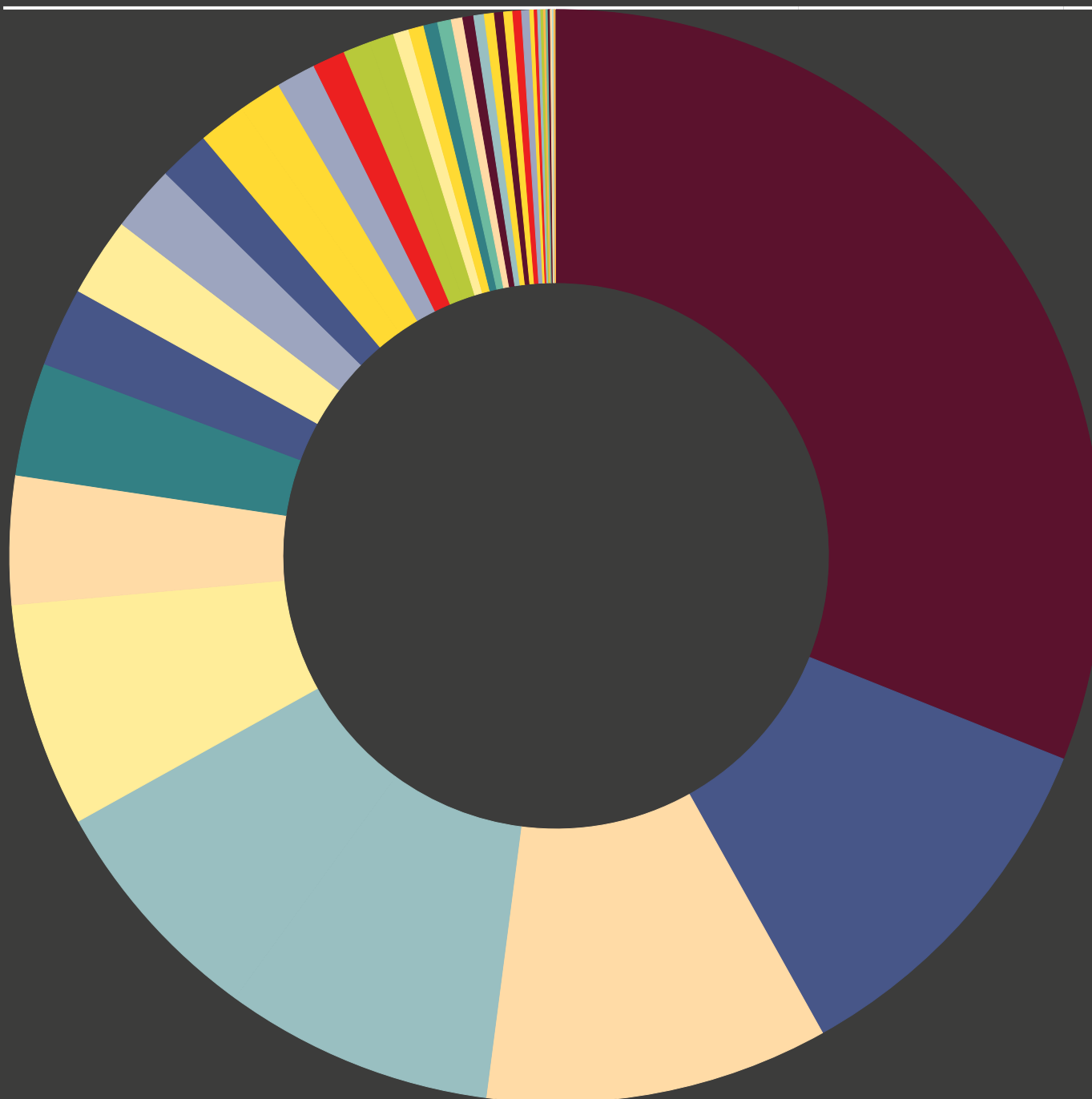
World Equity Market



	%
United States	56.31
Japan	7.44
China	4.65
United Kingdom	4.46
Switzerland	2.91
Canada	2.84
France	2.64
Germany	2.48
Australia	1.96
Taiwan	1.61
South Korea	1.46
Netherlands	1.22
India	0.99
Sweden	0.97
Hong Kong	0.85
Brazil	0.73
Spain	0.67
Italy	0.65
Denmark	0.64
Other Countries	0.59
South Africa	0.44
Singapore	0.42
Russia	0.37
Finland	0.35
Thailand	0.29
Belgium	0.28
Malaysia	0.23
Israel	0.22
Mexico	0.21
Norway	0.21
Indonesia	0.18
New Zealand	0.12
Philippines	0.10
Poland	0.09
Austria	0.08
Chile	0.07
Turkey	0.07
Portugal	0.05
Greece	0.03
Hungary	0.03
Colombia	0.02
Peru	0.02
Ireland	0.02
Czech Republic	0.01
Argentina	0.01
Pakistan	0.01
Vietnam	0.00
Total	100.00

Fixed-Income Country Exposure

As of 30/06/2020



	%
United States	31.06
Germany	10.83
United Kingdom	10.16
Other Countries	7.94
Japan	6.94
France	6.64
Canada	3.80
Italy	3.35
Netherlands	2.34
Spain	2.33
Australia	1.95
Sweden	1.51
China	1.40
South Korea	1.28
Switzerland	1.17
Belgium	0.97
Austria	0.79
Norway	0.74
Mexico	0.46
Finland	0.45
Russia	0.41
Denmark	0.41
Indonesia	0.34
Ireland	0.32
Singapore	0.31
Portugal	0.30
Poland	0.27
Malaysia	0.27
Thailand	0.26
New Zealand	0.24
Israel	0.13
Hungary	0.10
Czech Republic	0.10
Hong Kong	0.08
India	0.07
Slovakia	0.06
Chile	0.06
Philippines	0.06
South Africa	0.04
Peru	0.04
Brazil	0.02
Taiwan	0.01
Lithuania	0.00
Latvia	0.00
Unknown	0.00
Greece	0.00
Total	100.00